

## Soap Bag with a Rope Loop

**“How to turn a hand towel into a washcloth that holds your soap in it”**

Created by: Tom Chorman, Tony Chung, Joe Daly




## Materials

- Terry cloth hand towel (at least 6 by 20 inches)
  - 3 inches of 1/8-inch wide cord
  - Needle and matching thread
  - Scissors
  - Ruler
  - Tailor's chalk, pencil, or marking pen
  - Iron with ironing board or pad
- 

## Procedure


### Step 1

Lay towel on the table as shown.  
(Side does not matter.)




## Step 2

Measure and mark 6 inches from the left edge from the bottom to the top of the towel.




Connect the measurement points in a line.



### Step 3

Cut along mark until you have a 6-inch-wide strip of fabric.



---

### Step 4


Right side up, measure and mark 3 inches down from the top of the towel.



## Step 5

Take the 3-inch cord and fold in half.

Pin the cord at the 3-inch mark, as shown, with loop lying on the towel.



---


## Step 6

Machine stitch loose ends of cord, catching them in the seam allowance.



## Step 7

Right sides together, take the upper 3 inches of the towel and fold down so that the cord is in the fold.



## Step 8

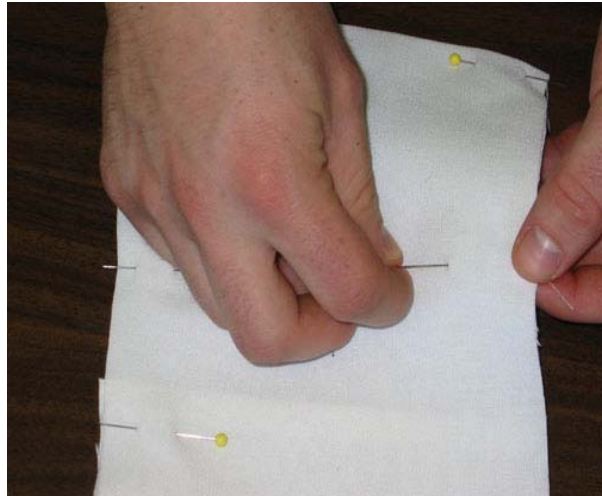
Fold the bottom edge up to the top so that it is flush with the top.



## Step 9

Pin the towel to hold the fabric in place for stitching.


Baste the seam, if needed.



---

## Step 10

Machine stitch down both sides of the towel.



### **\*Remember\***

- Use a ¼-inch seam.
- Clip the threads.
- Backstitch over the cord and the beginning and end of seams.



## Step 11

Fold open the seams and press them.



---


## Step 12

Turn the towel right side out.



### Step 13

Turn the flap over the top of the towel.



## Step 14

Press the finished product.



## Step 15

Insert soap and used like a washcloth.



PENNSTATE



College of Agricultural Sciences  
Cooperative Extension



Prepared under the supervision of Jan Scholl, associate professor of agricultural and extension education.

Visit Penn State's College of Agricultural Sciences on the Web: [www.cas.psu.edu](http://www.cas.psu.edu)

Penn State College of Agricultural Sciences research, extension, and resident education programs are funded in part by Pennsylvania counties, the Commonwealth of Pennsylvania, and the U.S. Department of Agriculture.

Where trade names appear, no discrimination is intended, and no endorsement by Penn State Cooperative Extension is implied.

This publication is available in alternative media on request.

The Pennsylvania State University is committed to the policy that all persons shall have equal access to programs, facilities, admission, and employment without regard to personal characteristics not related to ability, performance, or qualifications as determined by University policy or by state or federal authorities. It is the policy of the University to maintain an academic and work environment free of discrimination, including harassment. The Pennsylvania State University prohibits discrimination and harassment against any person because of age, ancestry, color, disability or handicap, national origin, race, religious creed, sex, sexual orientation, or veteran status. Discrimination or harassment against faculty, staff, or students will not be tolerated at The Pennsylvania State University. Direct all inquiries regarding the nondiscrimination policy to the Affirmative Action Director, The Pennsylvania State University, 328 Boucke Building, University Park, PA 16802-5901, Tel 814-865-4700/V, 814-863-1150/TTY.

© The Pennsylvania State University 2004